

UNIX™ /Linux Overview

Unix/IP Preparation Course
May 25, 2014
Djibouti

NSRC
Network Startup Resource Center

AFNOG

UNIX / Linux and Windows

Why does AfNOG use UNIX / Linux?

Majority of core services on the Internet provided by UNIX / Linux

Much of Enterprise class computing built around UNIX / Linux

Open Source network monitoring and management solutions

- Widely used
- Generally not available for Windows

Router OSes are command-line and some, even, Linux

We assume

End users are on Windows (some places Macs, too)

Don't expect end-users to use UNIX or Linux

We do expect that you are likely to use Linux or UNIX

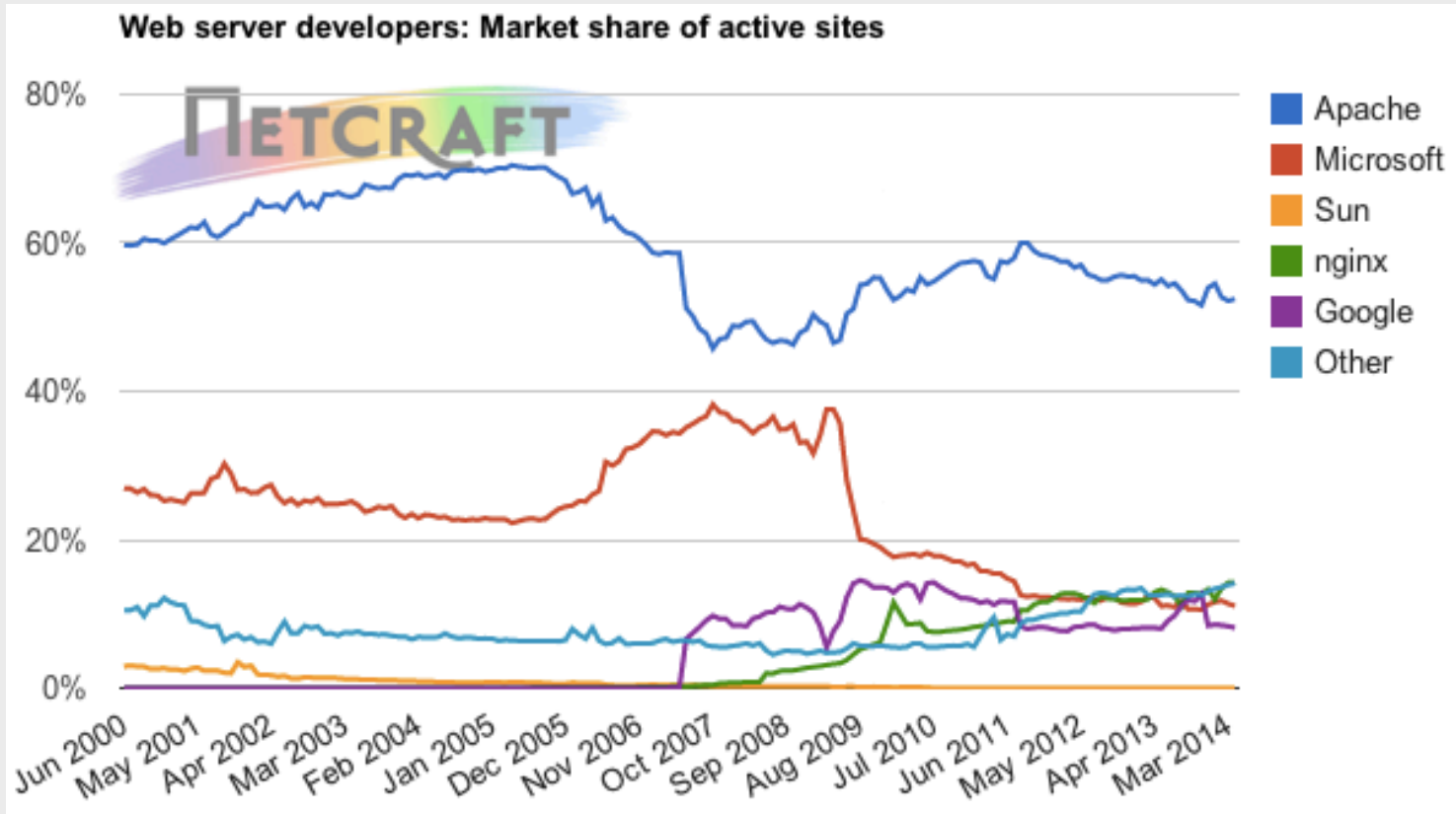
Licensing

Windows products and license schemes cost \$\$

Open Source software is "free" (as in beer)

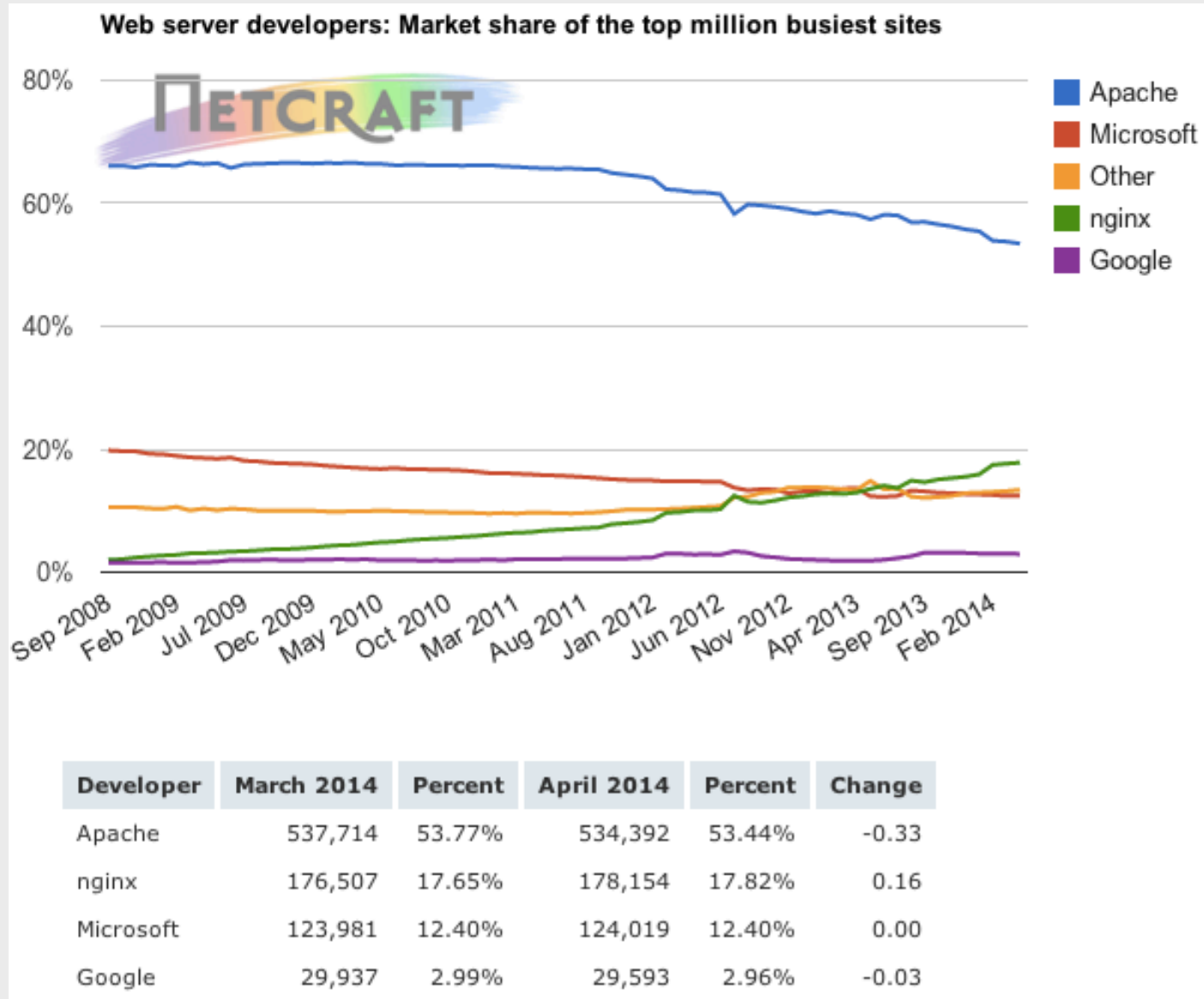
Actual costs to implement vary widely

Netcraft Survey: Approx 1 Billion Hosts



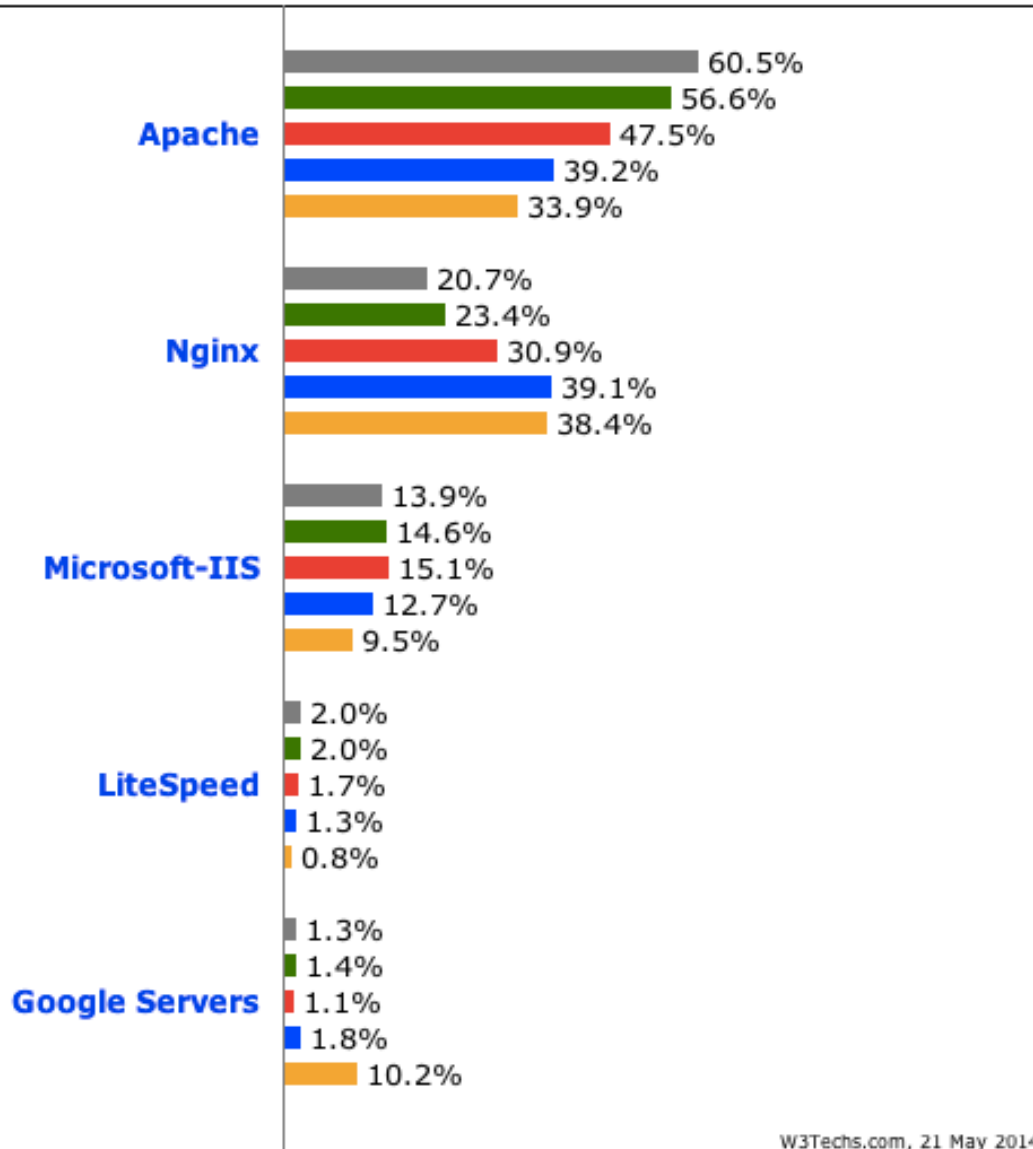
Developer	March 2014	Percent	April 2014	Percent	Change
Apache	93,759,928	52.18%	95,512,314	52.44%	0.26
nginx	25,497,586	14.19%	25,900,525	14.22%	0.03
Microsoft	20,436,280	11.37%	20,175,151	11.08%	-0.30
Google	14,967,579	8.33%	14,829,924	8.14%	-0.19

Netcraft Survey: Approx 1 Billion Hosts



Note the growth of nginx open source server. Majority of nginx sites are Linux / UNIX based

W3Techs Survey



W3Techs.com, 21 May 2014

■ Overall ■ top 1,000,000 ■ top 100,000 ■ top 10,000 ■ top 1,000

Percentages of websites using various web servers broken down by ranking

Note the growth of nginx open source server. Majority of nginx sites are Linux / UNIX based. Majority of other server types run on Linux / UNIX.

http://w3techs.com/technologies/cross/web_server/ranking

Security Space Survey: May 2014

Across All Domains

Market Share Change (Total servers: 72,502,578)

Server ¹	April Count	April %	March Count	March %
Apache	44,929,572	61.97%	45,166,394	62.49%
Microsoft	11,606,636	16.01%	11,254,649	15.57%
Zeus	90,836	0.13%	82,595	0.11%
Netscape	7,687	0.01%	7,955	0.01%
WebSTAR	2,409	0.00%	2,412	0.00%
WebSite	1,405	0.00%	1,423	0.00%
Other	15,864,033	21.88%	15,758,082	21.80%

¹Servers are ordered according to their global market share.

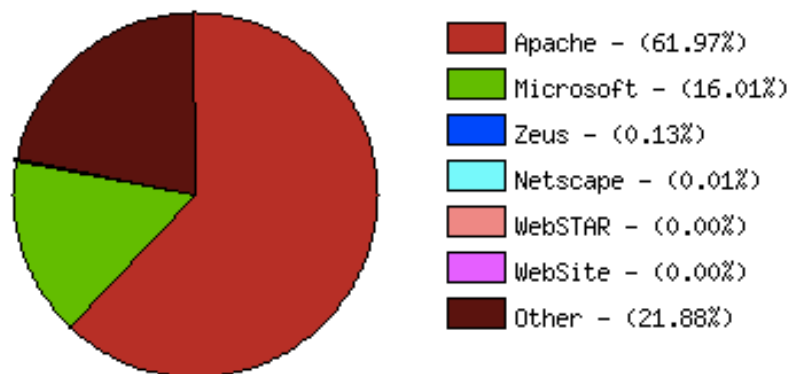
Domain .com (Commercial)

Market Share Change (Total servers: 32,473,400)

Server ¹	April Count	April %	March Count	March %	Change
Apache	18,969,842	58.42%	19,084,176	58.92%	-0.50%
Microsoft	6,537,406	20.13%	6,433,327	19.86%	+0.27%
Zeus	33,029	0.10%	28,439	0.09%	+0.01%
Netscape	4,684	0.01%	4,851	0.01%	+0.00%
WebSTAR	1,455	0.00%	1,441	0.00%	+0.00%
WebSite	657	0.00%	662	0.00%	+0.00%
Other	6,926,327	21.33%	6,837,455	21.11%	+0.22%

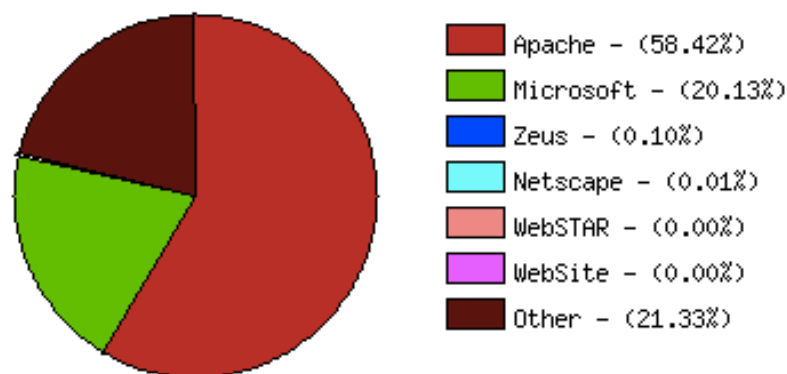
¹Servers are ordered according to their global market share.

Market Share for April 2014 - Across All Domains



Copyright (c) 1998-2014 E-Soft Inc.

Market Share for April 2014 - Domain .com (Commercial)



Copyright (c) 1998-2014 E-Soft Inc.

Unix and Linux

Are they the same?

Yes, at least in terms of operating system interfaces

Linux was developed independently from Unix

Unix is much older (1969 vs. 1991)

Scalability and reliability

Both scale very well and work well under heavy load

(this is an understatement 😊)

Flexibility

Both emphasize small, interchangeable components

Manageability

Remote logins rather than GUI

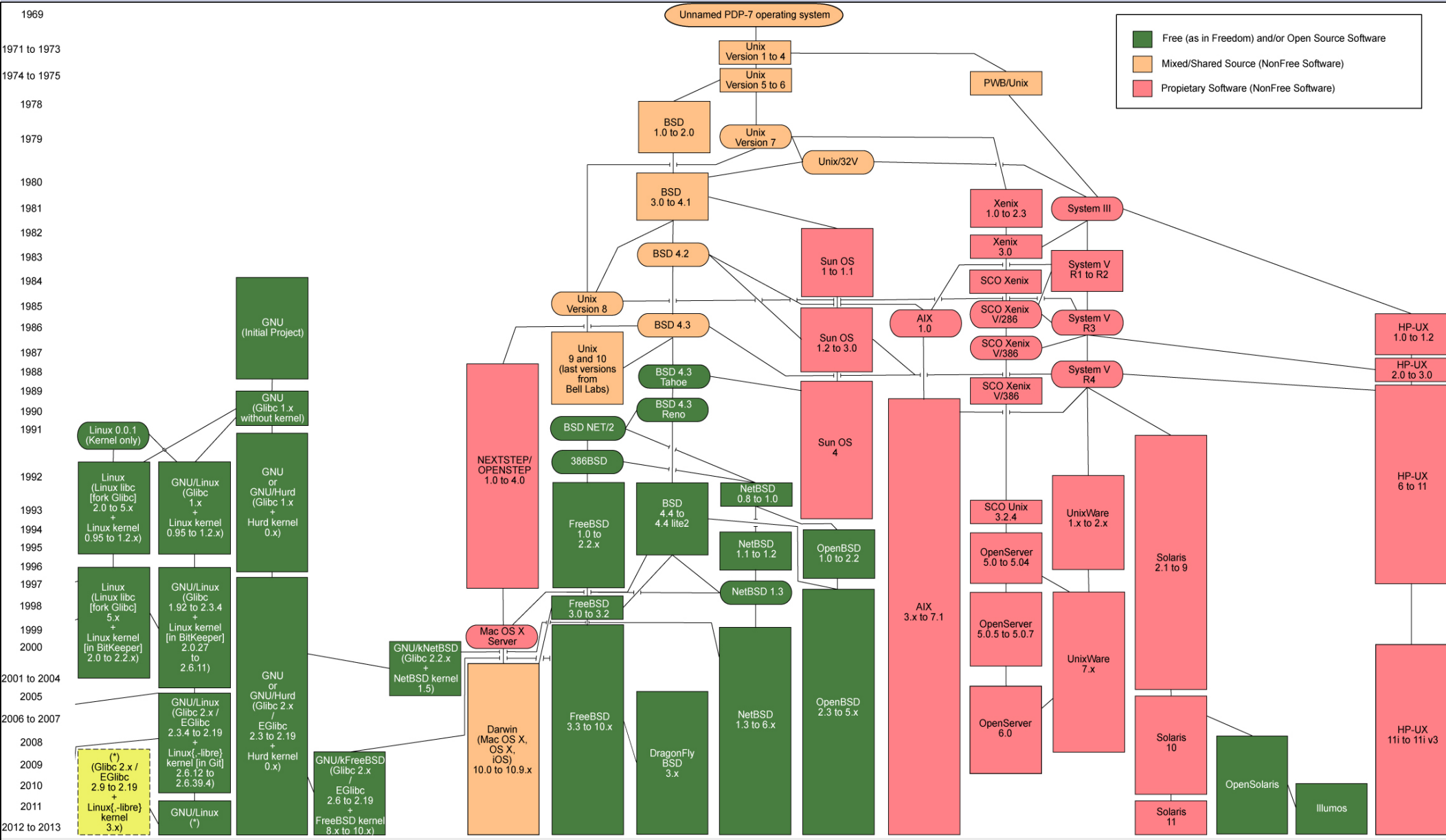
Scripting is integral

Security

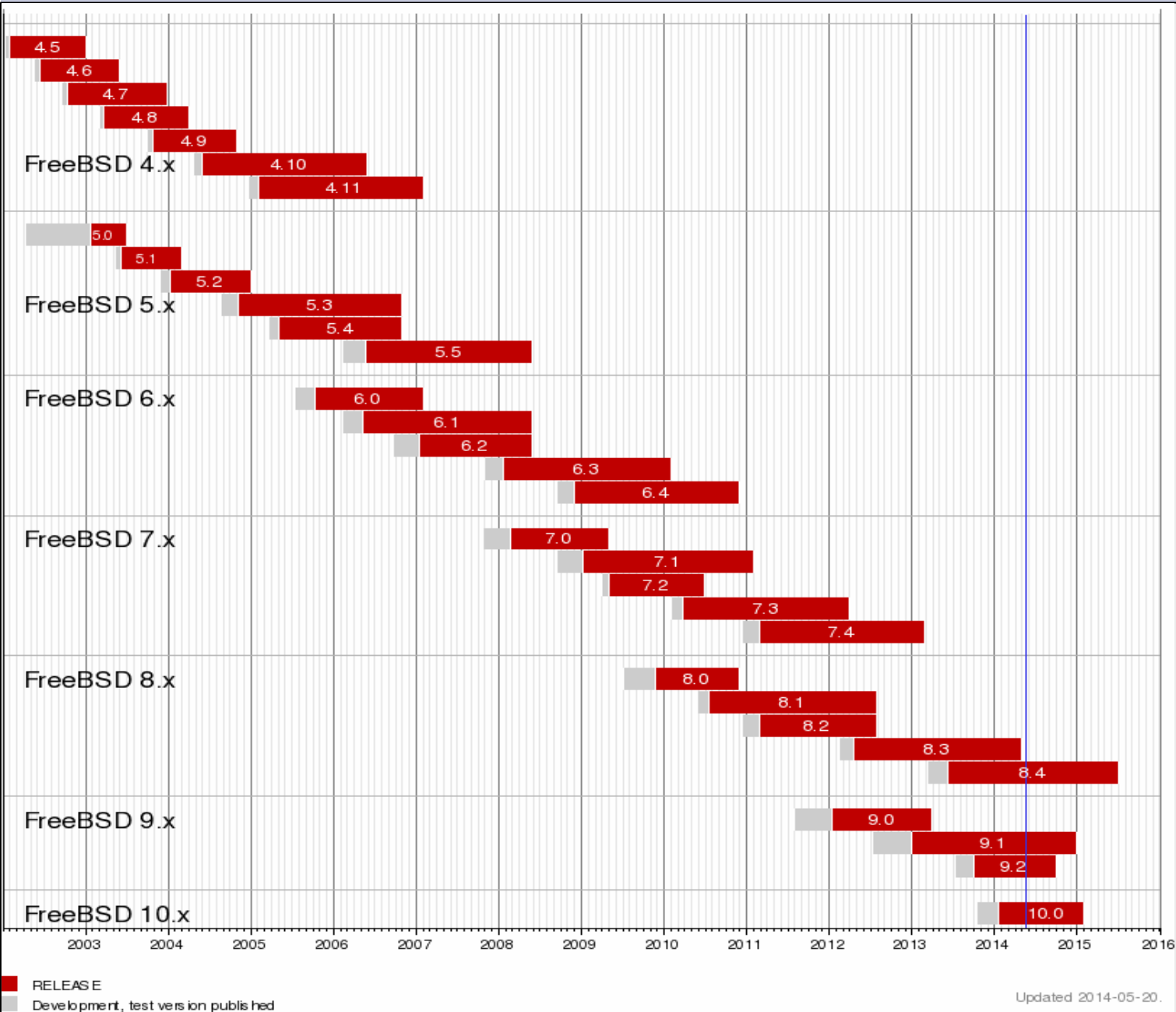
Due to modular design has a reasonable security model

Linux and its applications are not without blame

UNIX/Linux History



FreeBSD Timeline



Ubuntu Timeline

Version	Code name	Release date	Supported until		Kernel version
			Desktops	Servers	
4.10	Warty Warthog	20 October 2004	30 April 2006		2.6.8
5.04	Hoary Hedgehog	8 April 2005	31 October 2006		2.6.10
5.10	Breezy Badger	13 October 2005	13 April 2007		2.6.12
6.06 LTS	Dapper Drake	1 June 2006	14 July 2009	1 June 2011	2.6.15
6.10	Edgy Eft	26 October 2006	25 April 2008		2.6.17
7.04	Feisty Fawn	19 April 2007	19 October 2008		2.6.20
7.10	Gutsy Gibbon	18 October 2007	18 April 2009		2.6.22
8.04 LTS	Hardy Heron	24 April 2008	12 May 2011	9 May 2013	2.6.24
8.10	Intrepid Ibex	30 October 2008	30 April 2010		2.6.27
9.04	Jaunty Jackalope	23 April 2009	23 October 2010		2.6.28
9.10	Karmic Koala	29 October 2009	30 April 2011		2.6.31
10.04 LTS	Lucid Lynx	29 April 2010	9 May 2013	April 2015	2.6.32
10.10	Maverick Meerkat	10 October 2010	10 April 2012		2.6.35
11.04	Natty Narwhal	28 April 2011	28 October 2012		2.6.38
11.10	Oneiric Ocelot	13 October 2011	9 May 2013		3.0
12.04 LTS	Precise Pangolin	26 April 2012 ^[204]	26 April 2017 ^[138]		3.2 or newer ^[205]
12.10	Quantal Quetzal	18 October 2012	16 May 2014 ^[206]		3.5 ^[207]
13.04	Raring Ringtail	25 April 2013	27 January 2014 ^[8]		3.8 ^[208]
13.10	Saucy Salamander	17 October 2013 ^[209]	July 2014 ^[8]		3.11
14.04 LTS	Trusty Tahr	17 April 2014 ^[210]	April 2019		3.13 ^[211]
14.10	Utopic Unicorn	16 October 2014 ^[212]	July 2015		TBA

Note the length of support for the LTS (Long Term Support) versions of Ubuntu.

Old version, no longer supported

Shells

Command line interface for executing programs

- Windows equivalent: `command.com` or `command.exe`

Also programming languages for scripting

- DOS/Windows equivalent: batch files, WSH, VBScript, JScript
- Linux/Unix: Perl, shell, php, python, C, etc.

Choice of similar but slightly different shells

- **bash**: the "Bourne-Again Shell". Combines POSIX standard with command history.
- **sh**: the "Bourne Shell". Standardised in POSIX
- Others: **ksh**, **tcsh**, **zsh**, **csch**

User processes

The programs that you choose to run

Frequently-used programs tend to have short cryptic names (why?)

"**ls**" = list files

"**cp**" = copy file

"**rm**" = remove (delete) file

Lots of stuff included in most base systems

Editors, compilers, system admin tools

Lots more stuff available to install as well

Thousands and thousands of packages

Services, Processes Daemons

Programs that run in the background; called daemons on FreeBSD →



“sparky”

Examples:

- apache:** The Apache Web server
- cron:** Executes programs at certain times of day
- syslogd:** Takes log messages and writes them to files
- sshd:** Accepts incoming logins
- sendmail** (other MTA daemons like Exim, Postifx): accepts incoming mail (smtp)

Any questions?

?

Software Installation FreeBSD

Software management in FreeBSD

- Install from source
- Install from binary
- Compile from source using a port
- **Use a wrapper tool, such as *portinstall*.**
- **Install pre-built FreeBSD packages using *pkg_****
- **Some people using *pkgng* (next gen)**

You can keep the source tree local and up-to-date. This is known as the *ports collections*. A number of tools to do this, including *portsnap*.

Software Installation Linux

Two major packaging systems:

- Redhat Package Manager → RPM
- Debian Packages → DPKG

Both have wrapper tools to make them easier to use:

- rpm wrapped with “yum”
- dpkg wrapped with “apt” and “aptitude”

Both use repositories.

Linux has the other usual suspects as well:

- Install from source
- Install from binary

System Startup FreeBSD

Startup scripts in FreeBSD

- `/etc/rc.d` – system startup scripts
- `/usr/local/etc/rc.d` – third-party startup scripts

Controlling services

- In `/etc/defaults/rc.conf` – initial defaults
- `/etc/rc.conf` – override settings here

System Startup Linux

Startup scripts

In /etc/init.d/ (System V)

In /etc/init/ (Ubuntu 12.04 LTS and Upstart)

NOTE! Upon install services run!

Controlling services

Stop/Start/Restart/Reload/Status Services

```
# service <Service> <Action>
```

or, “old school”

```
# /etc/init.d/<service> <action>
```

Administration

- The use of the *root* account is discouraged. The *sudo* program is used instead.
- You can do a “*buildworld*” to move between major and minor releases (FreeBSD).
- You can use *apt* and/or *yum* to move between many major and minor Linux releases.
- Ubuntu does `do-release-upgrade` to move to a new version.

There's More

The FreeBSD Handbook

<http://www.freebsd.org/handbook/>

FreeBSD Resources

<http://www.freebsd.org>

<http://forums.freebsd.org>

<http://www.freshports.org/>

<http://wiki.freebsd.org>

<http://en.wikipedia.org/wiki/FreeBSD>

Ubuntu Resources

<http://www.ubuntu.com>

<http://ubuntuforums.org>

<http://www.debian.org>

<http://ubuntuguide.org>

<http://en.wikipedia.org/wiki/Debian>

[http://en.wikipedia.org/wiki/Ubuntu_\(Linux_distribution\)](http://en.wikipedia.org/wiki/Ubuntu_(Linux_distribution))

Connect to your Virtual Linux Machine

Now you will use ssh to log in on your own virtual Linux machine as userid *sysadm*

1. Windows users download putty.exe from:

<http://noc.ws.nsrc.org/downloads>

2. Save putty.exe to your desktop and double-click the icon
3. Connect to vmN.ws.nsrc.org as user “*sysadm*”
We'll do this now and instructors will help

Mac / Linux users open a terminal window and do

```
$ ssh sysadm@vmN.ws.nsrc.org
```

You specific VM and password will be given in class