

Introduction to The Internet



AfNOG 2012 AR-E Workshop

Introduction to the Internet


- Topologies and Definitions
- IP Addressing
- Internet Hierarchy
- Gluing it all together

Topologies and Definitions



What does all the jargon mean?

Some Icons...



Router
(layer 3, IP datagram forwarding)



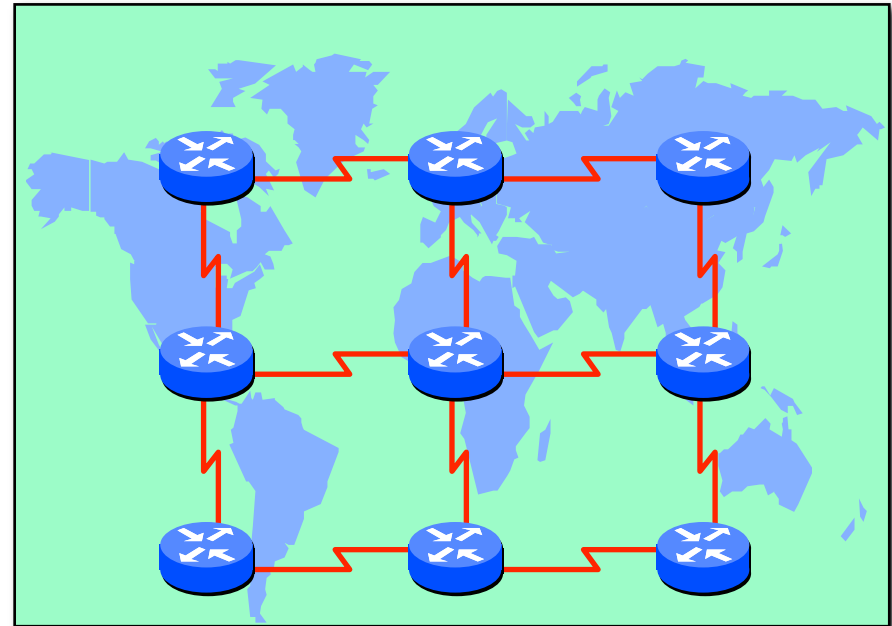
Ethernet switch
(layer 2, packet forwarding)



Network Cloud

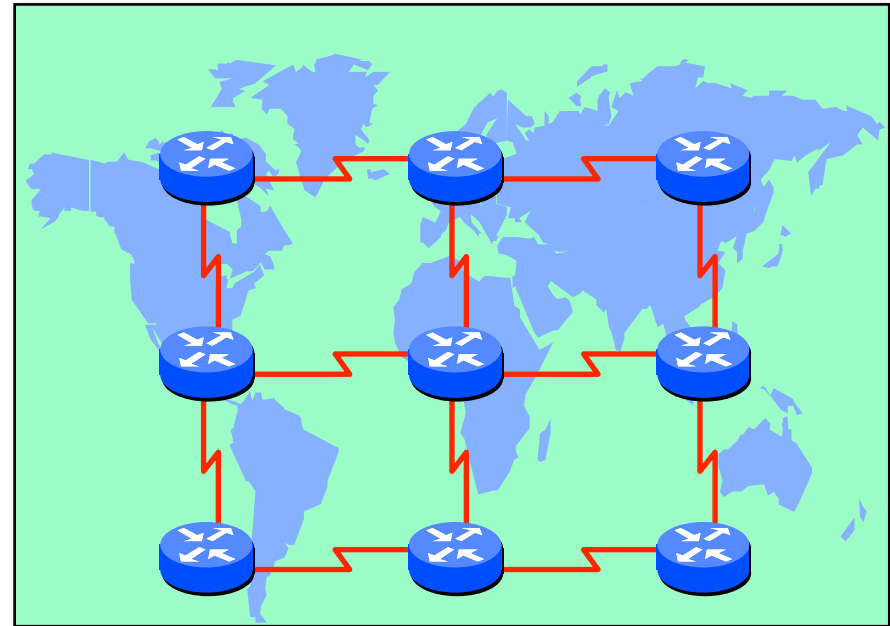
Routed Backbone

- ❑ ISPs build networks covering regions
 - Regions can cover a country, sub-continent, or even global
 - Each region has points of presence built by the ISP
- ❑ Routers are the infrastructure
- ❑ Physical circuits run between routers
- ❑ Easy routing configuration, operation and troubleshooting
- ❑ The dominant topology used in the Internet today



MPLS Backbones

- ❑ Some ISPs & Telcos use Multi Protocol Label Switching (MPLS)
- ❑ MPLS is built on top of router infrastructure
 - Used replace old ATM technology
 - Tunnelling technology
- ❑ Main purpose is to provide VPN services
 - Although these can be done just as easily with other tunnelling technologies such as GRE



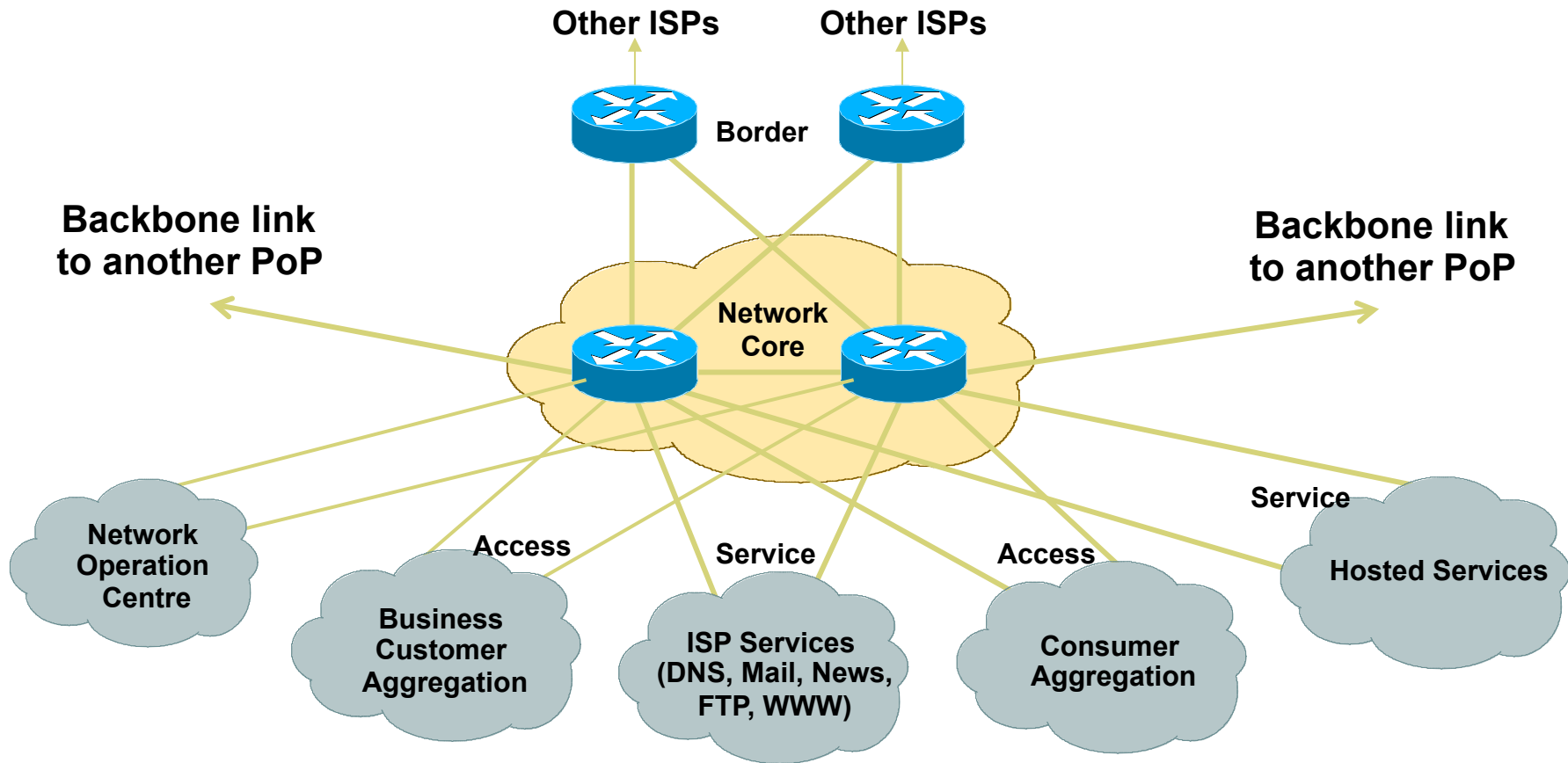
Points of Presence

- PoP – Point of Presence
 - Physical location of ISP's equipment
 - Sometimes called a “node”
- vPoP – virtual PoP
 - To the end user, it looks like an ISP location
 - In reality a back hauled access point
 - Used mainly for consumer access networks
- Hub/SuperPoP – large central PoP
 - Links to many PoPs

PoP Topologies

- **Core** routers
 - high speed trunk connections
- **Distribution** routers
 - higher port density, aggregating network edge to the network core
- **Access** routers
 - high port density, connecting the end users to the network
- **Border** routers
 - connections to other providers
- **Service** routers
 - hosting and servers
- Some functions might be handled by a single router

Typical PoP Design



More Definitions

□ Transit

- Carrying traffic across a network
- Usually **for a fee**

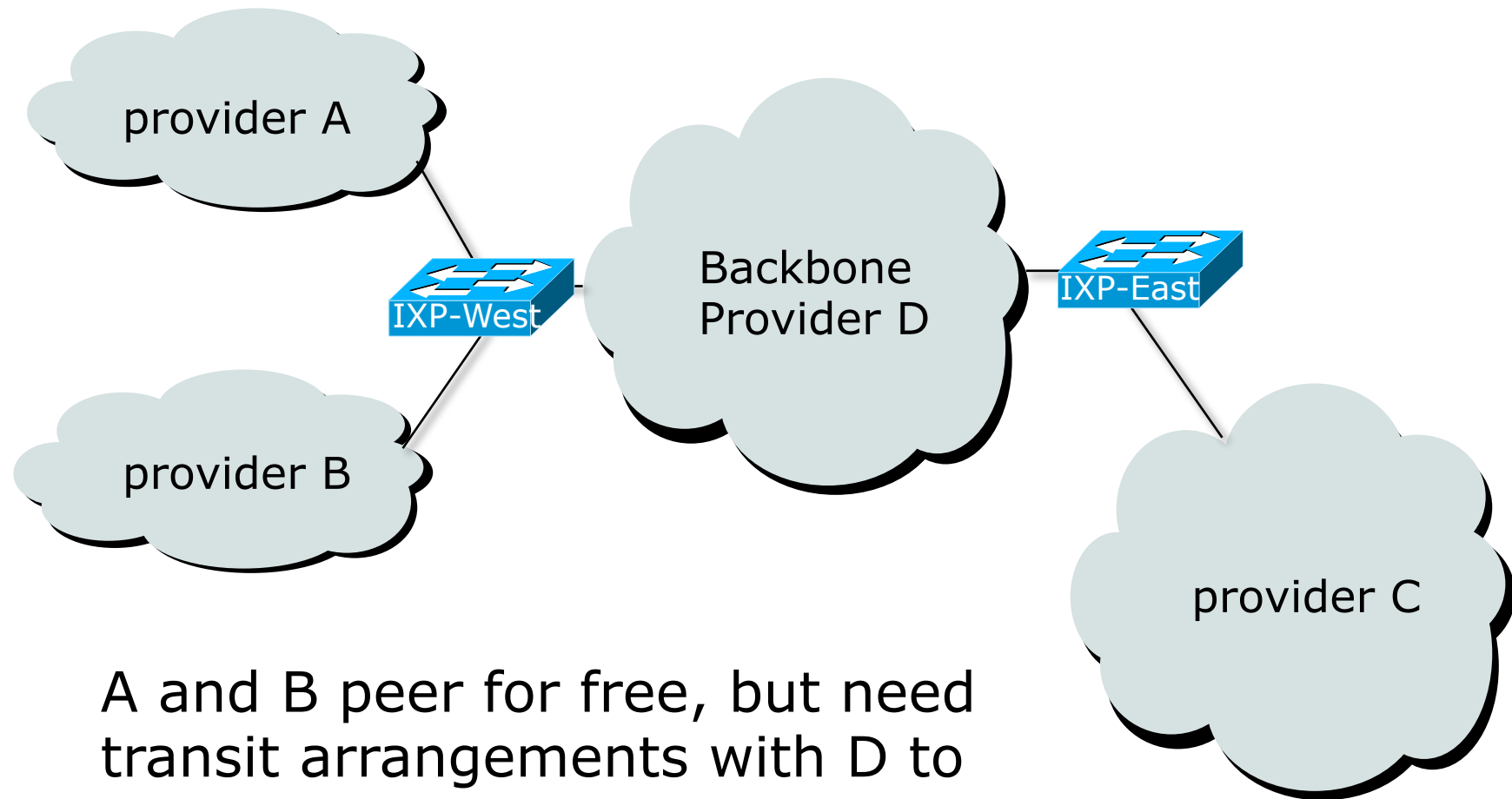
□ Peering

- Exchanging routing information and traffic
- Usually **for no fee**
- Sometimes called **settlement free peering**

□ Default

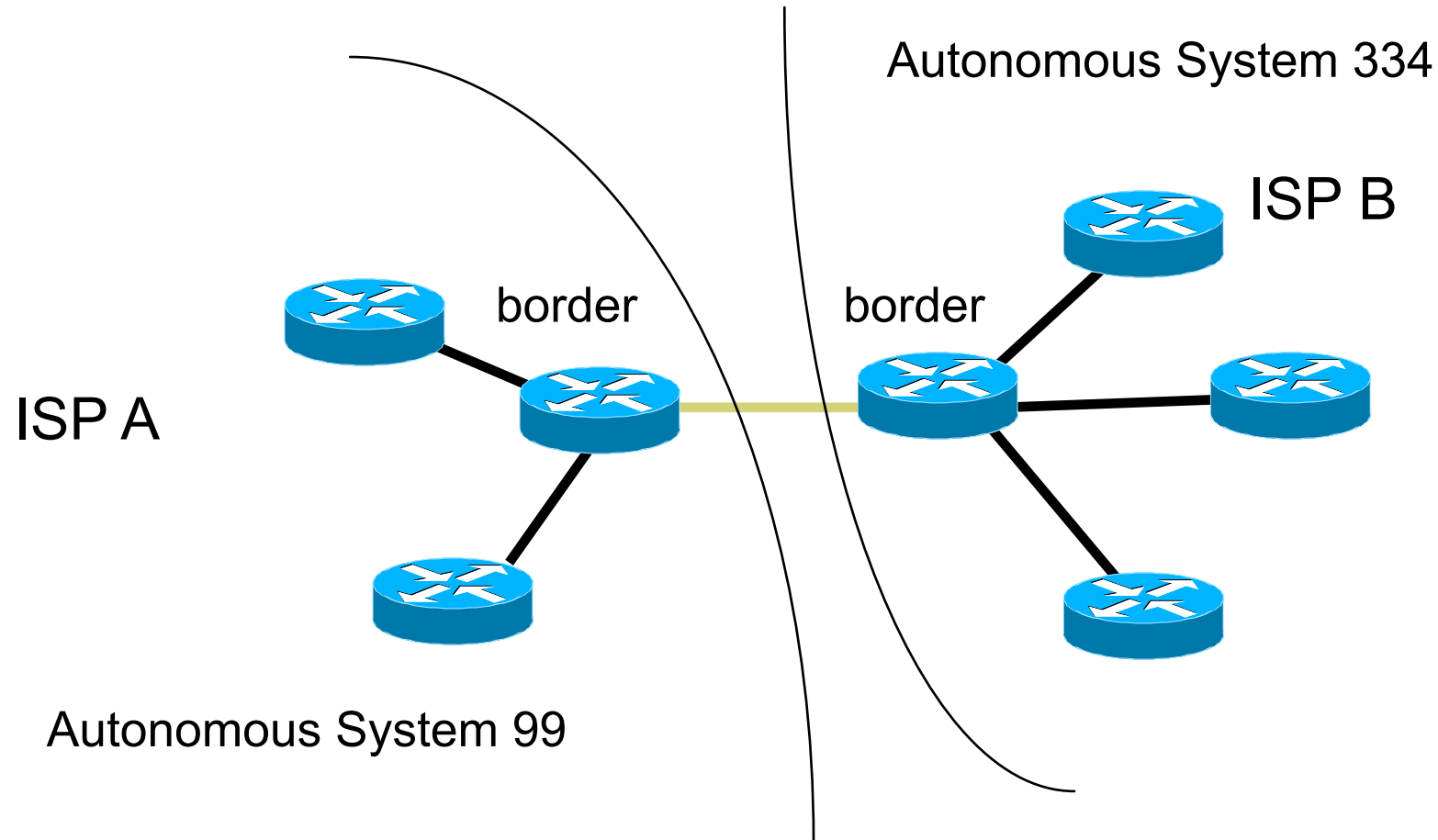
- Where to send traffic when there is no explicit match in the routing table

Peering and Transit example



A and B peer for free, but need transit arrangements with D to get packets to/from C

Private Interconnect



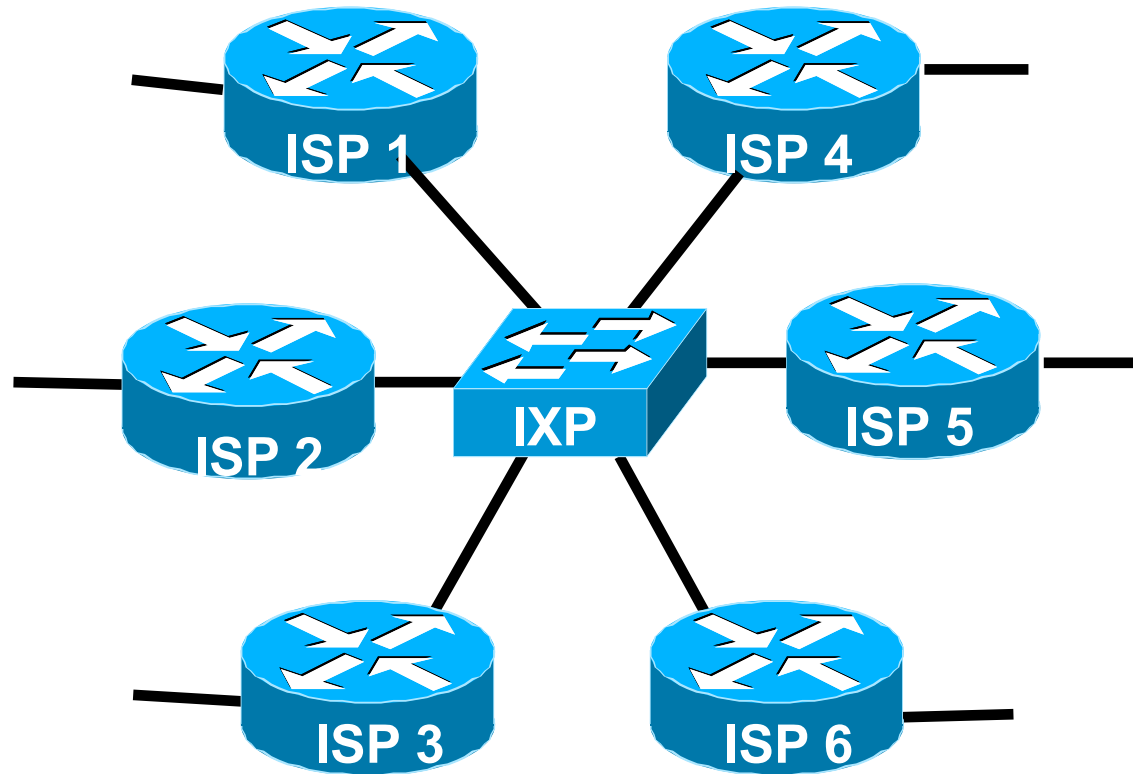
Public Interconnect

- A location or facility where several ISPs are present and connect to each other over a common shared media
- Why?
 - To save money, reduce latency, improve performance
- IXP – Internet eXchange Point
- NAP – Network Access Point

Public Interconnect

- ❑ Centralised (in one facility)
- ❑ Distributed (connected via WAN links)
- ❑ Switched interconnect
 - Ethernet (Layer 2)
 - Technologies such as SRP, FDDI, ATM, Frame Relay, SMDS and even routers have been used in the past
- ❑ Each provider establishes **peering** relationship with other providers at IXP
 - ISP border router peers with all other provider border routers

Public Interconnect

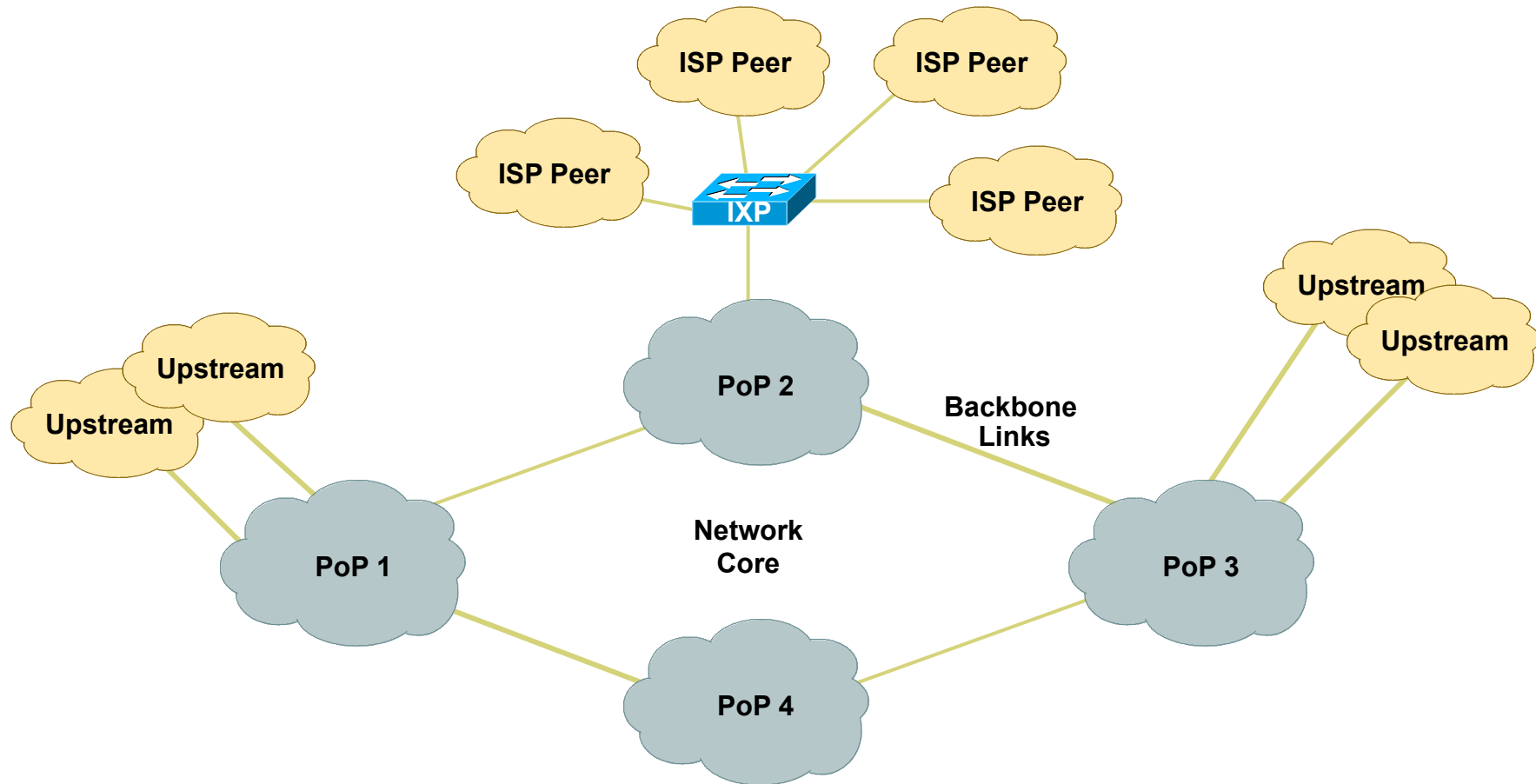


Each of these represents a border router in a different autonomous system

ISPs participating in Internet

- Bringing all pieces together, ISPs:
 - Build multiple PoPs in a distributed network
 - Build redundant backbones
 - Have redundant external connectivity
 - Obtain transit from upstream providers
 - Get free peering from local providers at IXPs

Example ISP Backbone Design



IP Addressing



Where to get address space and
who from

IP Addressing

- Internet uses **classless** routing
- Concept of IPv4 class A, class B or class C is **no more**
 - Engineers talk in terms of prefix length, for example the class B 158.43 is now called 158.43/16.
- All routers must be CIDR capable
 - **C**lassless **I**nter**D**omain **R**outing
 - RFC1812 – Router Requirements

IP Addressing

- Pre-CIDR (<1994)
 - big networks got a class A
 - medium networks got a class B
 - small networks got a class C
- The CIDR IPv4 years (1994 to 2010)
 - Sizes of IPv4 allocations/assignments made according to demonstrated need – CLASSLESS
- IPv6 adoption (2011>)
 - The size of IPv4 address allocations and assignments are now very limited as IANA's free pool has run out

IP Addressing

- IP Address space is a resource **shared** amongst **all** Internet users
 - Regional Internet Registries delegated allocation responsibility by the IANA
 - AfriNIC, APNIC, ARIN, LACNIC & RIPE NCC are the five RIRs
 - RIRs **allocate** address space to ISPs and Local Internet Registries
 - ISPs/LIRs **assign** address space to end customers or other ISPs
- All usable IPv4 address space has been allocated to the RIRs by the IANA (February 2011)
 - **The time for IPv6 is now**

Non-portable Address Space

- “Provider Aggregatable” or “PA Space”
 - Customer uses RIR member’s address space while connected to Internet
 - Customer has to renumber to change ISP
 - Aids control of size of Internet routing table
 - Need to fragment provider block when multihoming
- PA space is allocated to the RIR member
 - All assignments made by the RIR member to end sites are announced as an aggregate to the rest of the Internet

Portable Address Space

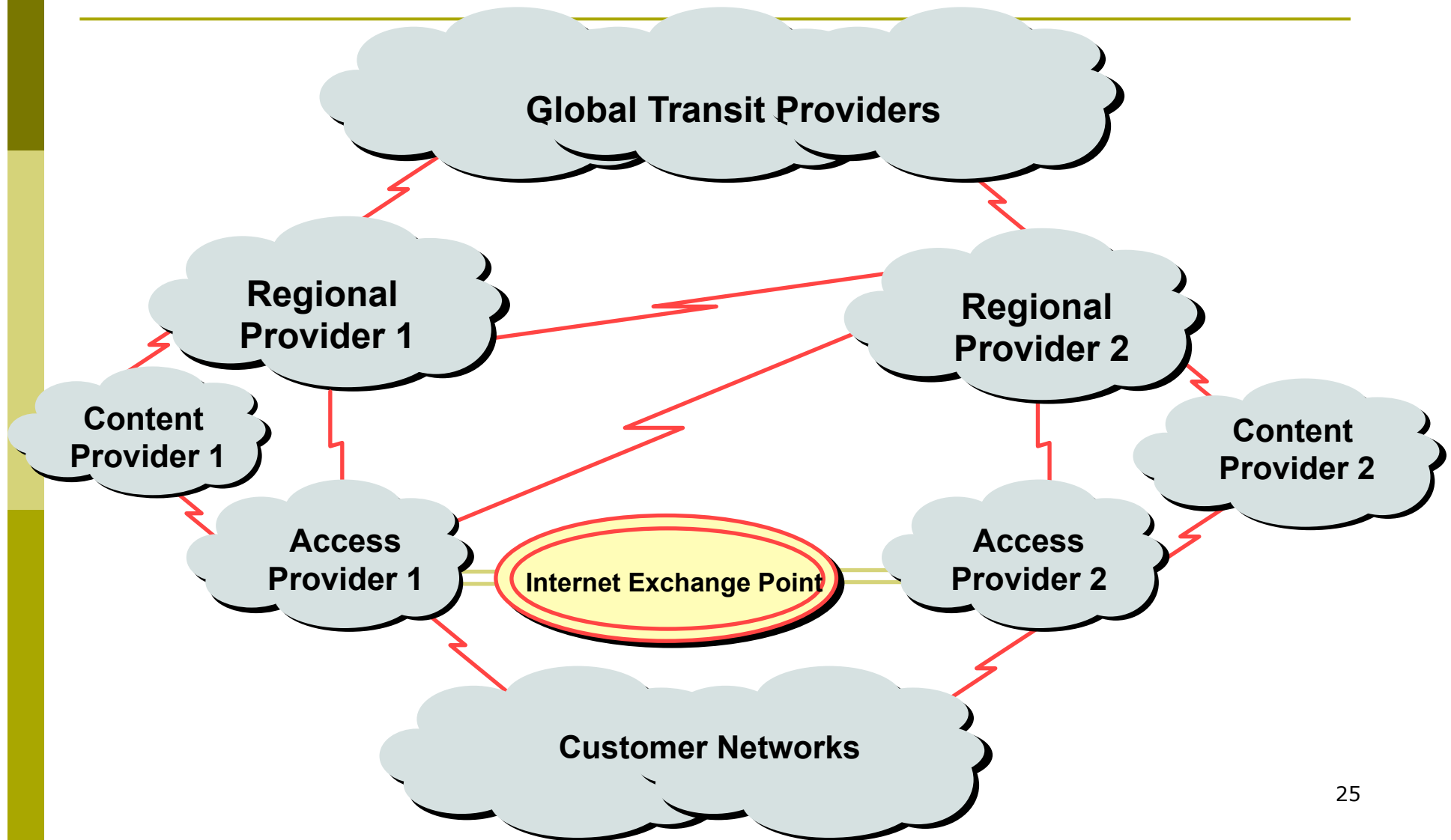
- “Provider Independent” or “PI Space”
 - Customer gets or has address space independent of ISP
 - Customer keeps addresses when changing ISP
 - Is very bad for size of Internet routing table
 - Is very bad for scalability of the routing system
 - → PI space is rarely distributed by the RIRs

Internet Hierarchy



The pecking order

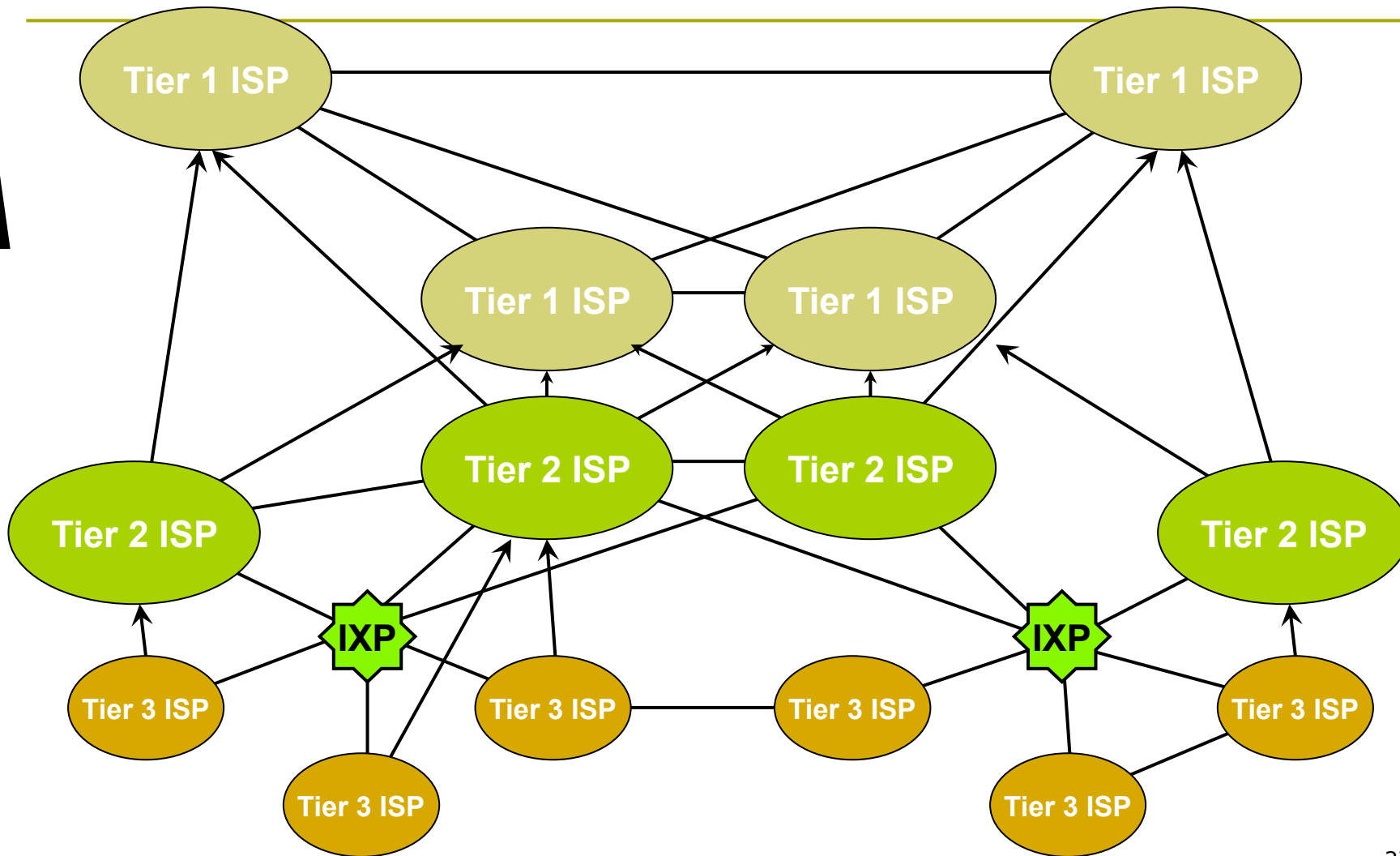
High Level View of the Global Internet



Detailed View of the Global Internet

- Global Transit Providers
 - Connect to each other
 - Provide connectivity to Regional Transit Providers
- Regional Transit Providers
 - Connect to each other
 - Provide connectivity to Content Providers
 - Provide connectivity to Access Providers
- Access Providers
 - Connect to each other across IXPs (free peering)
 - Provide access to the end user
 - Provide access for Content Providers

Categorising ISPs



Inter-provider relationships

- Peering between equivalent sizes of service providers (e.g. Tier 2 to Tier 2)
 - Shared cost private interconnection, equal traffic flows
 - No cost peering
- Peering across exchange points
 - If convenient, of mutual benefit, technically feasible
- Fee based peering
 - Unequal traffic flows, “market position”

Default Free Zone

- The default free zone is made up of Internet routers which have explicit routing information about the rest of the Internet, and therefore do not need to use a default route
 - NB: is not related to where an ISP is in the hierarchy

Gluing it together



Gluing it together

- Who runs the Internet?
 - No one
 - (Definitely not ICANN, nor the RIRs, nor the US,...)
- How does it keep working?
 - Inter-provider business relationships and the need for customer reachability ensures that the Internet by and large functions for the common good
- Any facilities to help keep it working?
 - Not really. But...
 - Engineers keep working together!

Engineers keep talking to each other...

□ North America

- NANOG (North American Network Operators Group)
- NANOG meetings and mailing list
- www.nanog.org

□ Latin America

- Foro de Redes
- NAPLA
- LACNOG – supported by LACNIC

□ Middle East

- MENOG (Middle East Network Operators Group)
- www.menog.net

Engineers keep talking to each other...

□ Asia & Pacific

- APRICOT annual conference
 - www.apricot.net
- APOPS & APNIC-TALK mailing lists
 - mailman.apnic.net/mailman/listinfo/apops
 - mailman.apnic.net/mailman/listinfo/apnic-talk
- PacNOG (Pacific NOG)
 - mailman.apnic.net/mailman/listinfo/pacnog
- SANOG (South Asia NOG)
 - E-mail to sanog-request@sanog.org

Engineers keep talking to each other...

- Europe
 - RIPE meetings, working groups and mailing lists
 - e.g. Routing WG: www.ripe.net/mailman/listinfo/routing-wg
- Africa
 - AfNOG meetings and mailing list
- And many in-country ISP associations and NOGs
- IETF meetings and mailing lists
 - www.ietf.org

Summary

- Topologies and Definitions
- IP Addressing
 - PA versus PI address space
- Internet Hierarchy
 - Local, Regional, Global Transit Providers
 - IXPs
- Gluing it all together
 - Engineers cooperate, common business interests

Introduction to The Internet



AfNOG 2012 AR-E Workshop